




inc 6-11 -


12.11 Trichobolus hansii ✓ small, uniserial.

Ascobolus ~~alboides~~ sp  
25.5 x 16

14.11 Ascobolus abundant on several pellets

1) alboides ✓ white hyaline apothecia
300-400 diam sp 25-26 x 12

2) ? with rough exospore, with scarce cracks and unilatered gel 


Asci 50 broad 26-29 x 16 
x ca 350

elegans ✓

apothecia similar to alboides but st. layer? brownish & small but blackish

Schizotremium 8-sp. scales uniseriate sp 16 x 11 ✓

Asci 160 x 16-17

vestigiae  ← 6x2

Pilobolus spores ellipsoid pale yellowish

11-12 x 8 - a-stles 7-8 x 5
blewii ✓ any stallins ✓

20.11 Coprinus stercorarius ✓

Podospira decipiens ✓ 8-sp 38 x 17-17.5

Asc. albidus ✓

♀ ascomella

4 ER

53 x 9-10

intermedia ✓

29.11

Cop. stercorarius ✓

Pod. decipiens ✓

Sp. intermedia ✓

Sch. vesiculata ✓

Asc. albidus ✓

~~Diagnosed with the above~~

6.12 Cop. stercorarius ✓

P. crystallinus ✓

Sch. vesiculata ✓

Asc. albidus ✓

Small circular pustules < 275 diam

purplish - immature

Saccobolus? but no

asci or spores